

Installation instructions : Lithium Rechargeable Battery Light SY7628A

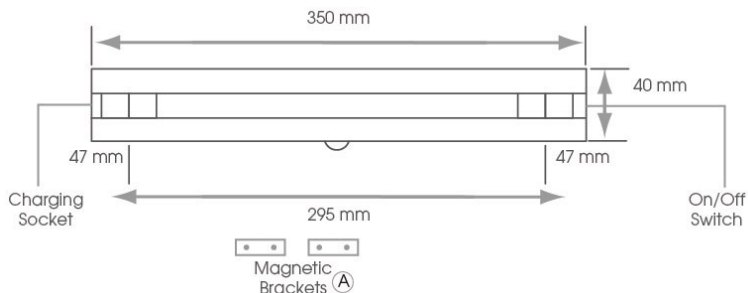
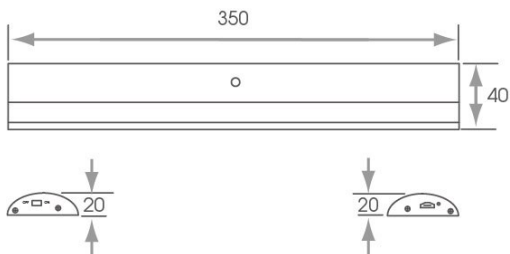
Thank you for purchasing this SycamoreLED.com product. Please make sure instructions are followed carefully prior to and during installation and product is not altered, otherwise warranty may not be valid. For technical support or warranty information please visit www.sycamoreLED.com, or call our dedicated technical helpline +44 (0) 113 2866686.

IMPORTANT—Please read prior to installation

- 1) Please read these instructions carefully before commencing any work
- 2) Please retain these instructions for future reference

SPECIFICATION & DIAGRAMS

THE TECHNICAL SPEC...	
Fitting Type	LED 1.2 Watts
Lithium Battery	3.7V
Battery Capacity	1600 mAh
Lighting Time	1 month (based on 10 minutes per day operation without charge)
Recharge Time	3 hours from no charge to full charge
Charging	Via USB cable
Colour Appearance	Natural White



INSTALLATION INSTRUCTIONS

Mount the 2 magnetic brackets (A) in the desired location, ensuring that they are in line with the magnetic strips on the back of the light. The IR sensor in the middle of the light should be activated upon opening of a door or general movement. Therefore the sensor should be facing the door. It will remain illuminated for 30 seconds until no movement is detected.

Ensure that the push on/off button is in the "on" position for the light to operate.

Attach light to brackets by magnetic force.

Check operation of light and sensor.

To charge remove light from brackets and plug in USB cable.

CARE IN USE

- 1) Please note this fitting has non replaceable parts
- 2) Always switch off or disconnect from the mains when cleaning the product.
- 3) We recommend cleaning with a soft dry cloth. Do not use scourers, abrasives or chemical cleaners.
- 4) Do not allow moisture to come into contact with electrical parts
- 5) This luminaire should not be disposed of with normal household rubbish. When a replacement is purchased, this luminaire should be returned to the retailer to safely dispose of (WEEE Directive effective July 2006—Waste from Electrical & Electronic Equipment)

SycamoreLED.com

LS26 8XT

Technical helpline : 0113 2866686

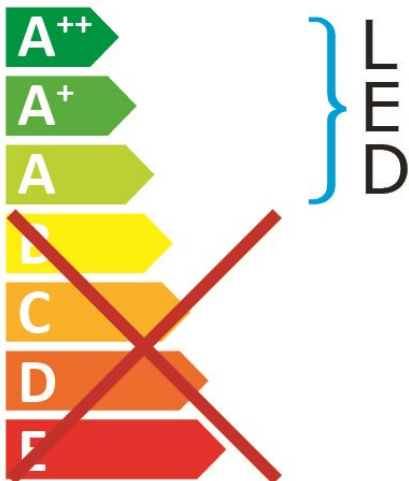
*Please email sales@sycamoreled.com to register your product



SycamoreLED SY7628



This luminaire contains built-in LED lamps.



The lamps cannot be changed in the luminaire.

874/2012

