



Cut  
Anywhere



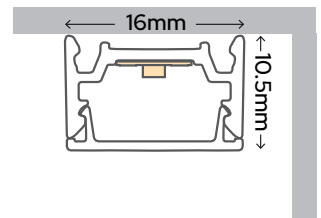
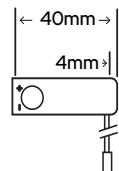
- LED strip integrated into a 2.5m profile
- Cut the profile anywhere to make customisable lengths
- Cut pieces can be reused with the addition of the power lead
- Corner cable available to negotiate angles
- Sensors are available to slot directly into the ends of the profile. Choose from a swipe sensor or touch switch (which also allow dimming), or a PIR sensor which switches the light on when it detects nearby motion
- Anthracite finish
- 5 Year Guarantee



Part Code	Description	Voltage	Wattage Per Metre	Kelvins	LED's Per Metre	Lumens Per Watt	Cut Marks	Cable Length
SY2481WW	Modex Exa Surface Warm White 2.5m	24Vdc	7.5W	2700K	150	39 lm	Anywhere	Separate
SY2481NW	Modex Exa Surface Natural White 2.5m	24Vdc	7.5W	4000K	150	43 lm	Anywhere	Separate

#### LED Drivers

Part Code	Description
SY2499-15	15W 24Vdc LED Driver (max 2m)
SY2499-30	30W 24Vdc LED Driver (max 4m)
SY2499-60	60W 24Vdc LED Driver (max 8m)



#### Accessories

Part Code	Description
(a) SY2481LH	Power Lead with End Cap (Left)
(b) SY2481RH	Power Lead with End Cap (Right)
(c) SY2481C	Profile to Profile Connector 200mm
(d) SY2481M	Profile to Profile Connector Direct
(e) SY2481MC	Mounting Clips (Pack of 10)
(f) SY2481-IR	IR Sensor (+ Dimming) with End Cap
(g) SY2481-TS	Touch Switch (+ Dimming) with End Cap
(h) SY2481-PIR	PIR Sensor with End Cap




(a) SY2481LH



(b) SY2481RH



(c) SY2481C



(d) SY2481M



(e) SY2481MC



(f) SY2481-IR



(g) SY2481-TS



(h) SY2481-PIR